





**SERVICED APARTMENTS
KILIMANI, NAIROBI**

SN	Item Code	Description	Finish	Size	Unit	Qty.
----	-----------	-------------	--------	------	------	------


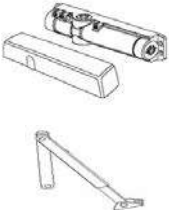






Hardware Set No. 01
Door Type - D1, D6 - Single Leaf Wooden Door.
Location: Apartment Main Entrance Door

1	BISCFCEM443IS	TESA Stainless steel double ball bearing butt hinges, 102x102x3mm CE Marked in Grade 304 and Satin Stainless Steel Finish.	S.S.S.		No.	4
2	TEX14PL + DCG893-----EV1-	TESA TEX14 Concealed Door Closer, EN1154 Certified size EN1-4 up to 80kgs. Silver Finish. + TESA Guide rail 31X21. to be used with TEX14PL. Silver Finish.	Silver		No.	1
3	MIRILLACM	TESA Door Viewer. Satin Chrome Plated 180° Door Viewing Angle.	S.C.P.		No.	1
4	TOPINOX45IS	TESA Floor Door Stop, Half-dome, Satin Stainless Steel finish. Supplied with fixing screws.	S.S.S.		No.	1
TOTAL FOR DOOR					Set	1
TOTAL FOR SETS					Set	1

EQUIVALENT APPROVED FIRE RETARDANT OPTION TO BE PROVIDED

**SERVICED APARTMENTS
KILIMANI, NAIROBI**

Hardware Set No. 15
Door Type - D10 - Double Leaf Wooden Door.
Location: Corridor.

1	BISCFCEM443IS	TESA Stainless steel double ball bearing butt hinges, 102x102x3mm CE Marked in Grade 304 and Satin Stainless Steel Finish.	S.S.S.		No.	8
2	CT300036IM + DCL197-----35-	TESA CT3000 Overhead Door Closer body, Valve with Adjustable Sweep Speed, Reversible, Second Valve for latch Speed Adjustment, Back Check Valve, Suitable for Door up to 1.4 m and weighs Upto 160kg. Adjustable size EN2-EN6. Certified to EN 1154. Approved for heavy duty Fire Doors. Satin stainless steel finish. + TESA Standard arm for CT3000 Closer. Stainless Steel Finish.	S.S.S.		No.	2
3	4031U50AI	TESA 2030 Series Dead Lock for EuroProfile Cylinder. Reversible. Cylinder Operates an Antisaw Dead Bolt. 50mm Backset. Unified Box Format. Certified According to UNE 97-320-88 Grade A.	S.S.S.		No.	1
4	AK6353535NAM	TESA High Security TK6 Double Cylinder 35x35mm. 6 Spring Loaded Antipick Pins & Drill protection grade 1. Conforms to EN-1303 regulation. Supplied with 3 PATENTED Sawn Steel Keys with Security Sensor. Nickel Silver Finish. Group Master Keyed.	S.N.P.		No.	1
5	DTSRL600IS	TESA Designer Pull Handle, Size 600x 30AISI304, Back-to-back Fixing. Fixing screws included. AISI 304 Stainless Steel finish.	S.S.S.		Set.	2
6	MB0RBOMSSIS	TESA Europrofile Cylinder Rose Escutcheons, 10mm Thick, 53mm Diameter. Grade AISI 304L Satin Stainless Steel Finish.	S.S.S.		Pair	1
7	SELTELCIER	TESA SELTELCIER closing sequence selector for Door closers. Telescopic arm for doors up to 1600mm door width. Nickel plated finish.	S.N.P.		No.	1
8	TOPINOX45IS	TESA Floor Door Stop, Half-dome, Satin Stainless Steel finish. Supplied with fixing screws.	S.S.S.		No.	2
TOTAL FOR DOOR					Set	1
TOTAL FOR SETS					Set	1

EQUIVALENT APPROVED FIRE RETARDANT OPTION TO BE PROVIDED